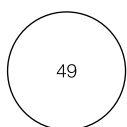


Zjistí velikost prstenu

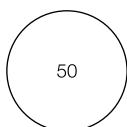
1. Vytiskněte tento návod na papír o velikosti A4.

2. Ujistěte se, že tato čára měří 2 cm. 

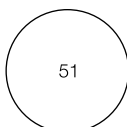
3. Zjistěte, který kruh pasuje s vnitřní stranou obroučky vašeho prstenu.
= Vaše velikost



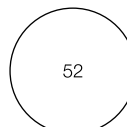
velikost - 49
průměr 15.6 mm
obvod 49 mm



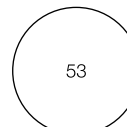
velikost - 50
průměr 15.9 mm
obvod 50 mm



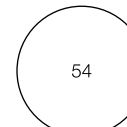
velikost - 51
průměr 16.2 mm
obvod 51 mm



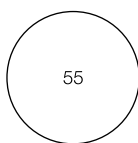
velikost - 52
průměr 16.6 mm
obvod 52 mm



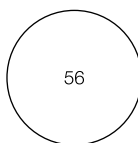
velikost - 53
průměr 16.8 mm
obvod 53 mm



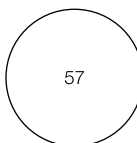
velikost - 54
průměr 17.1 mm
obvod 54 mm



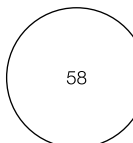
velikost - 55
průměr 17.5 mm
obvod 55 mm



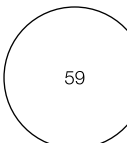
velikost - 56
průměr 17.8 mm
obvod 56 mm



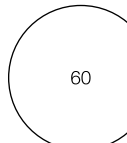
velikost - 57
průměr 18.1 mm
obvod 57 mm



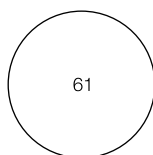
velikost - 58
průměr 18.5 mm
obvod 58 mm



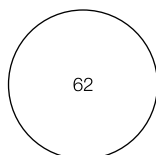
velikost - 59
průměr 18.7 mm
obvod 59 mm



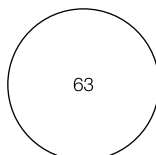
velikost - 60
průměr 19.1 mm
obvod 60 mm



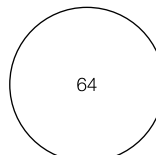
velikost - 61
průměr 19.4 mm
obvod 61 mm



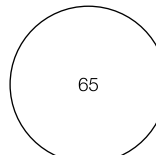
velikost - 62
průměr 19.7 mm
obvod 62 mm



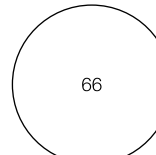
velikost - 62
průměr 20 mm
obvod 63 mm



velikost - 64
průměr 20.4 mm
obvod 64 mm



velikost - 65
průměr 20.7 mm
obvod 65 mm



velikost - 66
průměr 21 mm
obvod 66 mm